

# POLYDIAGNOST

## The Art of Endoscopy®

### Modular Microendoscope System

### Sialendoscopy



The Modular Microendoscope of PolyDiagnost enables you to make use of a maximum of flexibility, effectiveness and economic value.

With slight changes / alterations of the configuration this system enables also to make further applications like

- Tearchannel Endoscopy
- Temporomandibular Joint Arthroscopy / -Arthrocentesis
- Ductoscopy

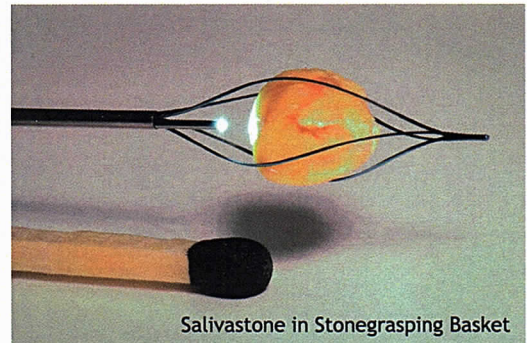


## Modular Microendoscope System Sialendoscopy

### Advantages

- With only one endoscope all diagnostic and interventional operations are possible in a fast and secure way.
- The diagnostic and interventional options available are depending on diameters of optic and endoscopic tubus "PolyShaft®", which is also interchangeable easily during the operation with minimal efforts and time.
- Microlumen are supplied as sterile delivered single use products (PolyShaft®) and guarantee highest hygienic standards.

More than just answering diagnostic questions, Sialendoscopy provides widespread therapeutic options like use of lasers, microdrills and dilation-balloons as well as removal of stones and foreign bodies by means of baskets and forceps.



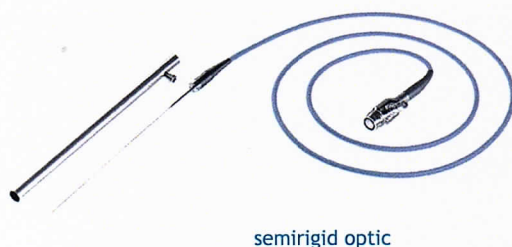
Salivastone in Stonegrasping Basket

### Configurations

#### Semirigid Optics

Standard Lightconnection: ACMI  
Total Length: 181 mm

REF	Description	OD (mm)
PD-DS-1080	30.000 Pixel / 70°	1.30
PD-DS-1083	10.000 Pixel / 120°	0.90
PD-DS-1084	6.000 Pixel / 70°	0.55
PD-DS-1086	3.000 Pixel / 70°	0.45



semirigid optic



ocular Fix-Focus (blue)

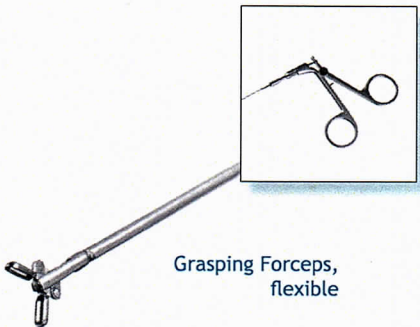
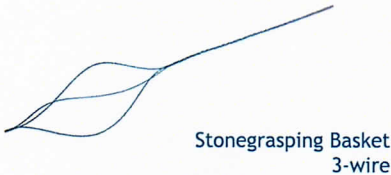
#### Suggested configuration Set Sialendoscopy

REF	Description
PD-DS-1084	Rigid optic, modular, 6,000 pixel / 70°
PD-FS-4004	ocular Fix-Focus (blue)
PD-DS-1320	Handle, short
PD-DS-1210	Optic Shifter
PD-AC-0092	3-Joint-Arm, basic
PD-AC-1013 S	SteriTray with Lid
PD-CA-0606	CheckValve
PD-DS-1630	Spiral-Drill for Handle, short
PD-TI-2106	Handle for Stonegrasping Basket
PD-TI-3503	Stonegrasping Basket 3-wire
PD-TI-3504	Stonegrasping Basket 4-wire
PD-TI-5110	Grasping Forceps, flexible, 35 cm, 0.8 mm
PD-OI-0001	Dilatator to Wilder
PD-OI-0010	Bowman Probe 00/0   Ø 0.7/0.8 mm
PD-OI-0011	Bowman Probe 0/1   Ø 0.8/0.9 mm
PD-OI-0012	Bowman Probe 1/2   Ø 0.9/1.0 mm
PD-OI-0013	Bowman Probe 2/3   Ø 1.0/1.1 mm
PD-ZS-0912	Dilation Balloon, 25 cm - balloon-length = 20 mm
PD-ZS-0914	Dilation Balloon, 25 cm - balloon-length = 40 mm
PD-DS-1005	PolyShaft®, straight, 0.65 / 0.75 / 90 mm (grey)
PD-DS-1010	PolyShaft®, straight, 0.70 / 0.90 / 90 mm (yellow)
PD-DS-1015	PolyShaft®, straight, 1.05 / 1.15 / 90 mm (cream)
PD-DS-1020	PolyShaft®, straight, 1.40 / 1.60 / 90 mm (white)
PD-DS-1025	PolyShaft®, straight, 1.80 / 2.00 / 90 mm (metal)




# Modular Microendoscope System Sialendoscopy

## Components



## Dilators



The RA100 is a mobile endoscopy unit equipped with a camera featuring an outstanding fast shutter which enables to work virtually crossfade-free in narrow anatomic circumstances like saliva channels

The RA100 combines following modules on smallest space:

- 100W Xenon-Lightsource
- Superfast-Shutter Camera
- 15" TFT-Monitor
- MediCapture®-module for digital documentation of pictures and video-sequences on USB-Massstorage-devices

By the means of various In-and Output-options the RA100 is easy to integrate even in existing setups in ambulance rooms and OR-Theaters.



The 3-Joint-Arm is the link between your electronic equipment and your endoscope and gives the opportunity to use your assistant personnel more efficient.



#### **Publications:**

Nahlieli, O., Abramson, A., Shacham, R., Puterman, M., Baruchin, A.; Endoscopic Treatment of Salivary Gland Injuries due to Facial Rejuvenation Procedures; 2008  
Karavidas, K., Nahlieli, O., Fritsch, M., McGurk, M.; Minimal surgery for parotid stones: a 7-year endoscopic experience; Int. J. Oral Maxillofac. Surg.; 2009  
Nahlieli, O.; Advanced Sialoendoscopy Techniques, Rare Findings, and Complications; Otolaryngol Clin N Am 42 (2009) 1053-1072; 2009

